

This file contains scalable dynamic blocks for our 2300 Series Folding Door. Here is how to use them:

1. Select the desired number of panels.
2. Highlight the block.
3. At the bottom, left of the block is a Visibility Grip. You left click the Grip. (see Figure A) You can select the desired Panel Configuration.
4. Both the Door Width & Height are similar. (see Figure B & C) Left click the Grip to change the Door's Width and/or Height. You can either enter the dimension or drag the grip to the desired Net Frame Width & Height.

Please note that the dimensions reflect Net Frame Size NOT Rough Opening.

Panel size is +/- $\frac{3}{8}$ ". If panel size is critical, please refer to the factory.

This file can be saved in your Design Center.

Figure A

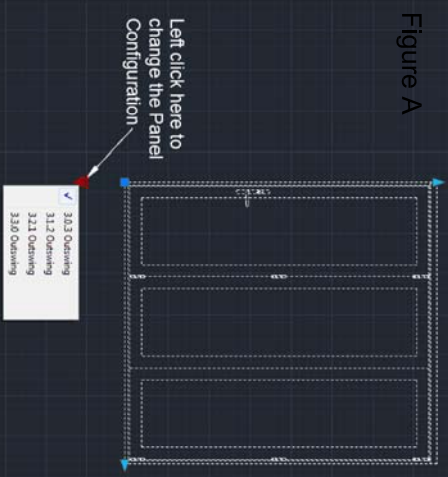


Figure B

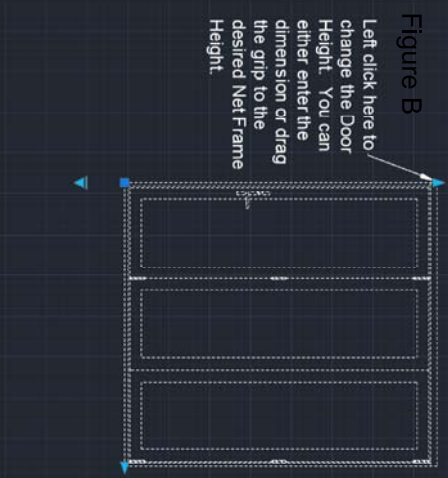
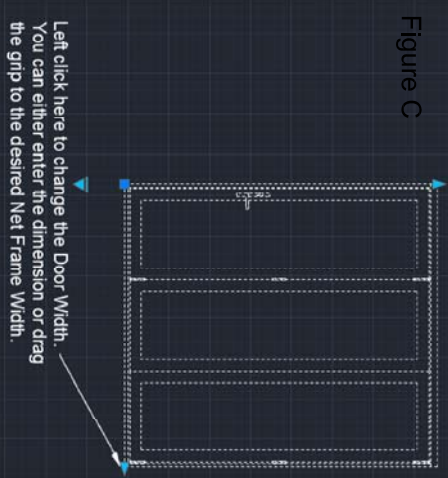




Figure C




2300 Multislide XXO



2300 Multislide OXX



2300 Multislide XXXO



2300 Multislide OXXX

