

This file contains scalable dynamic blocks for our 3750 Series Pocket Door. Here is how to use them:

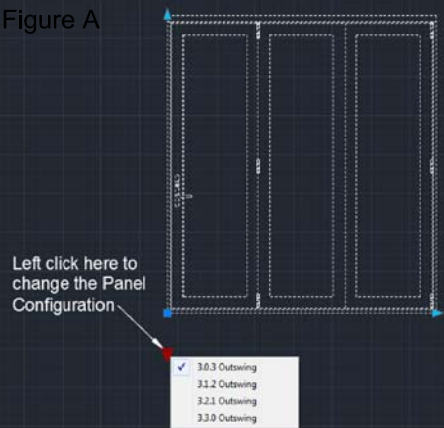
1. Select the desired number of panels.
2. Highlight the block.
3. At the bottom, left of the block is a Visibility Grip. You left click the Grip. (see Figure A) You can select the desired Panel Configuration.
4. Both the Door Width & Height are similar. (see Figure B & C) Left click the Grip to change the Door's Width and/or Height. You can either enter the dimension or drag the grip to the desired Net Frame Width & Height.

Please note that the dimensions reflect Net Frame Size NOT Rough Opening.

Panel size is +/- 3/8". If panel size is critical, please refer to the factory.

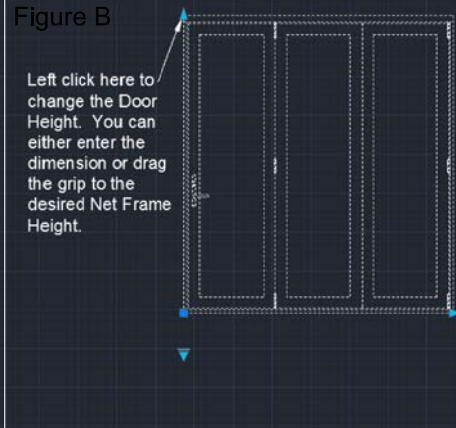
This file can be saved in your Design Center.

Figure A



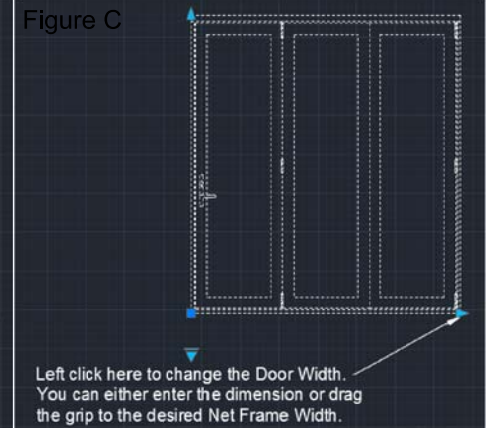
Left click here to change the Panel Configuration

Figure B

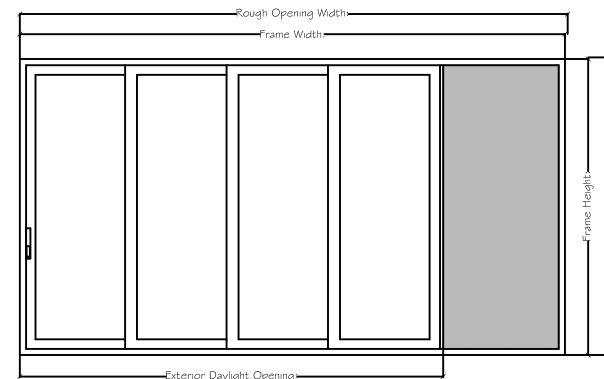
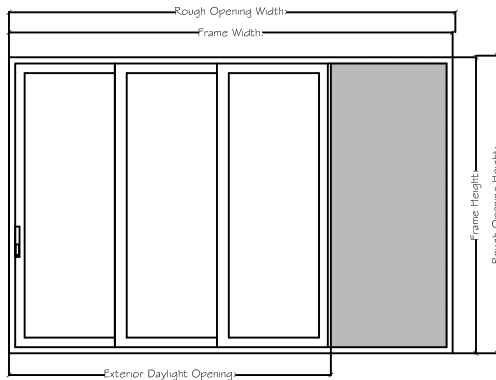


Left click here to change the Door Height. You can either enter the dimension or drag the grip to the desired Net Frame Height.

Figure C



Left click here to change the Door Width. You can either enter the dimension or drag the grip to the desired Net Frame Width.



Notice: This document contains information proprietary to and is protected by copyright of Win-Dor Inc. and shall not be copied, disclosed to others, or used for any purpose other than that for which it is given, without the written permission of Win-Dor Inc.

WINDOR
www.windorsystems.com

450 Delta Ave
Brea, Ca 92821
(714) 385-1202

Project:

File name: 3750 Pocket Door - Elevation

Date: 20190129

Notes:

Layout: 3750 Pocket Door - Dynamic Elevation

Drawn by: J Johnson